

Material  
Data Sheet



# EOS Titanium Ti64 Grade 5

---

Low weight, high strength & excellent corrosion resistance

---



# EOS Titanium Ti64 Grade 5

EOS Titanium Ti64 Grade 5 is a Ti6Al4V alloy, which is well-known for having excellent mechanical properties: low density with high strength and excellent corrosion resistance. The alloy has low weight compared to superalloys and steels and higher fatigue resistance compared to other lightweight alloys. EOS Titanium Ti64 Grade 5 is a titanium alloy powder intended for manufacturing parts on EOS metal systems with EOS DMLS processes.

Parts built with EOS Titanium Ti64 Grade 5 powder can be machined, shot-peened and polished in as manufactured and heat treated states. Due to the layerwise building method, the parts have a certain anisotropy. Heat treatment is recommended to reduce internal stresses and increase ductility.

EOS Titanium Ti64 Grade 5 powder can be used on the EOS M 290 with a 40 µm and 80 µm process and on the EOS M 400-4 with an 80 µm process.

## Main Characteristics:

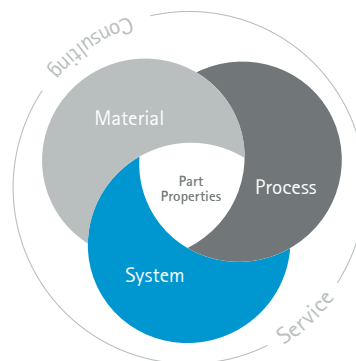
- Low weight combined with high strength
- Excellent corrosion resistance
- High fatigue resistance compared to other lightweight alloys
- The parts fulfill chemical requirements for Grade 5 alloy

## Typical Applications:

- Aerospace components
- Automotive components
- Other industrial applications where low weight in combination with high strength are required

## The EOS Quality Triangle

EOS uses an approach that is unique in the AM industry, taking each of the three central technical elements of the production process into account: the system, the material and the process – together simply described as the Quality Triangle. EOS focuses on delivering reproducible part properties for the customer.



All of the data stated in this material data sheet is produced according to EOS Quality Management System and international standards.

## Powder Properties

EOS Titanium Ti64 Grade 5 powder is classified as Grade 5 titanium alloy according to ASTM B348. The chemical composition is in compliance with standards ISO5832-3, ASTM F1472, ASTM F2924, and ASTM F3302.


### Powder chemical composition (wt.-%)

Element	Min.	Max.
Ti	Balance	
Al	5.50	6.75
V	3.50	4.50
O	-	0.20
N	-	0.05
C	-	0.08
H	-	0.015
Fe	-	0.30
Y	-	0.005
Other elements, each	-	0.10
Other elements, total	-	0.40

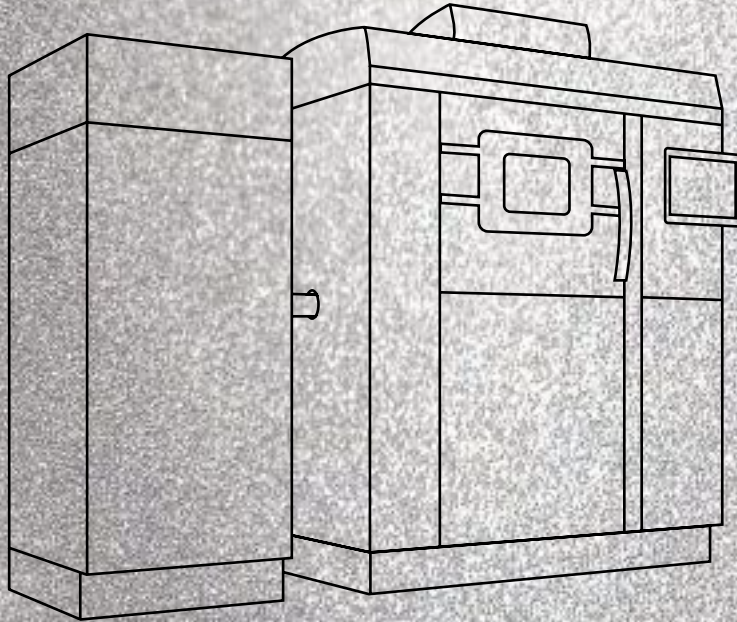
### Powder particle size

Generic particle size distribution	20 – 80 $\mu\text{m}$
------------------------------------	-----------------------

*SEM picture of EOS Titanium Ti64 Grade 5 powder.*







## EOS Titanium Ti64 Grade 5 for EOS M 290 | 40 $\mu\text{m}$

Process Information  
Heat Treatment  
Physical Part Properties  
Mechanical Properties  
Additional Data



## EOS Titanium Ti64 Grade 5 for EOS M 290 | 40 µm High Fatigue Strength without HIP

This process product was developed specifically for the production of parts with high fatigue strength without the need for Hot Isostatic Pressing (HIP).

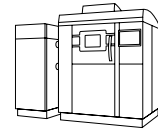
### Main characteristics:

- Robust production of parts in small series and series production
- Improved fatigue strength compared to previous generation EOS Titanium Ti64 products
- Possibility for shortened overall production time by avoiding HIP as post-process treatment step


### Process Information

System set-up	EOS M 290
EOS ParameterSet	M 290 Ti64 Grade 5 040 V1
EOSPAR name	Ti64Grade5_040_HiPerM291_100
Software requirements	EOSPRINT 2.5 or newer EOSYSTEM 2.8 or newer
Powder part no.	9011-0045
Recoater blade	EOS HSS blade
Nozzle	EOS grid nozzle
Inert gas	Argon
Sieve	90 µm
<b>Additional information</b>	
Layer thickness	40 µm
Min. wall thickness	Approx. 0.4 mm
Volume rate	6.2 mm <sup>3</sup> /s

## Chemical and Physical Properties of Parts<sup>1</sup>



The chemical composition of parts is in compliance with standards ISO5832-3, ASTM F1472, ASTM F2924, and ASTM F3302. Composition complies with EOS Titanium Ti64 Grade 5 powder.



*Heat treated microstructure.  
Etched according to  
ASTM E407 modified recipe #190.*

The areal defect percentage was determined from cross-cuts of the built parts using optical microscope fitted with a camera and analysis software. The analysis was carried out for a sample area of 15 x 15 mm. The defects were detected and analyzed with an image capture/analysis software with an automatic histogram based filtering procedure on monochrome images. The density of the built specimen was measured according to ISO3369.

Defects	Result	Number of samples
Average defect percentage	0.01 %	30
Density, ISO3369	Result	Number of samples
Average density	≥4.4 g/cm <sup>3</sup>	10

## Heat Treatment

As manufactured microstructure for additively manufactured Ti64 consists of fully acicular alpha prime ( $\alpha'$ ) phase. Standard heat treatments for titanium do not necessarily produce desired microstructures due to this different starting microstructure.

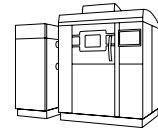
Heat treatment is recommended to relieve stresses and to increase ductility. Use of vacuum furnace is highly recommended to avoid the formation of alpha case on the surface of the parts.

### Heat Treatment Description:

120 min ( $\pm$  30 min) at 800 °C ( $\pm$  10 °C) measured from the part in vacuum ( $1.3 \times 10^{-3}$ - $1.3 \times 10^{-5}$  mbar) followed by cooling under vacuum or argon quenching. Material mechanical properties are relatively insensitive to changes in heating and cooling rates, but longer treatment times may result in decreased strength and increased elongation.

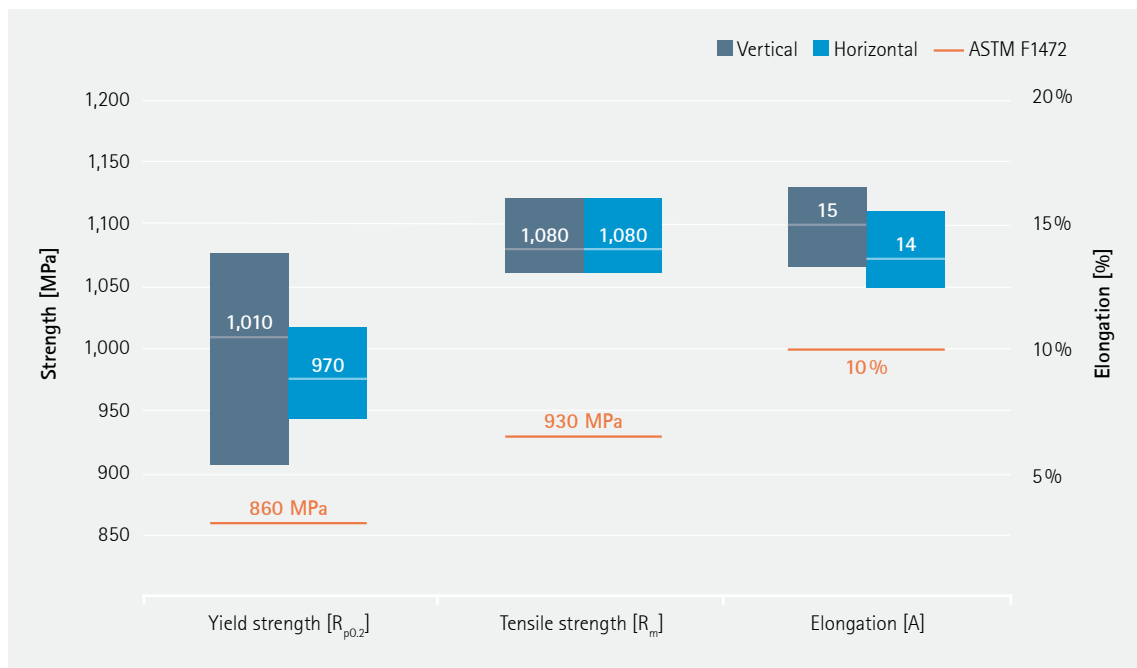
Parts heat treated according to the recommended heat treatment have a microstructure consisting of fine alpha + beta ( $\alpha + \beta$ ) phase.

# Mechanical Properties in Heat Treated State<sup>1</sup>

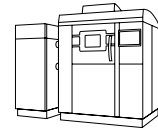


Mechanical properties ISO6892-1

	Yield strength $R_{p0.2}$ [MPa]	Tensile strength $R_m$ [MPa]	Elongation at break A [%]	Reduction of area Z [%]	Number of samples
Vertical	1,010	1,080	15	$\geq 25$	84
Horizontal	970	1,080	14	$\geq 25$	72



## Additional Data<sup>1</sup>



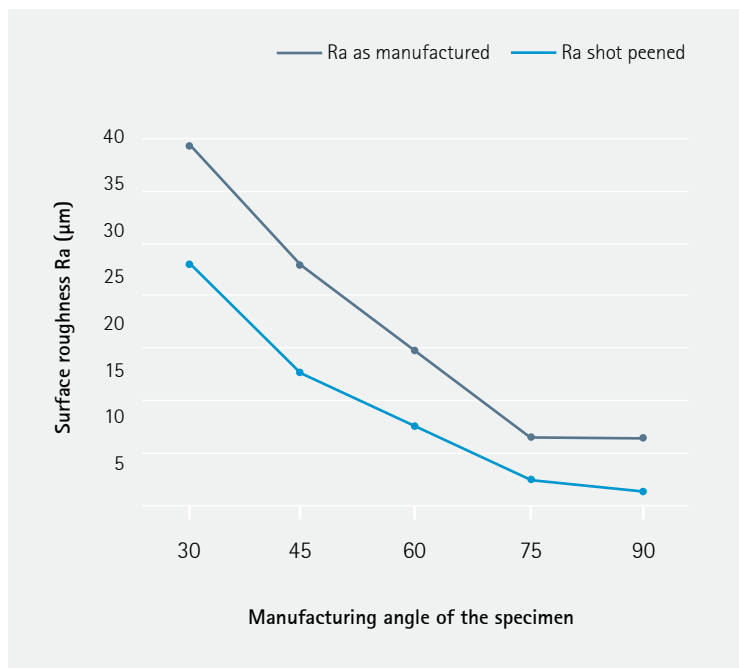
### Fatigue Strength

Fatigue strength determines a stress level where specimen fails at a defined number of stress cycles [ISO 12107]. Fatigue strength was estimated statistically according to ISO 12107. Testing was done according to ASTM E466. Fatigue results typically show large deviations due to the nature of the fatigue process [ISO 12107].

#### Fatigue strength at $1 \times 10^7$ cycles in heat treated state

Fatigue strength, MPa	595 MPa
-----------------------	---------

### Surface Roughness

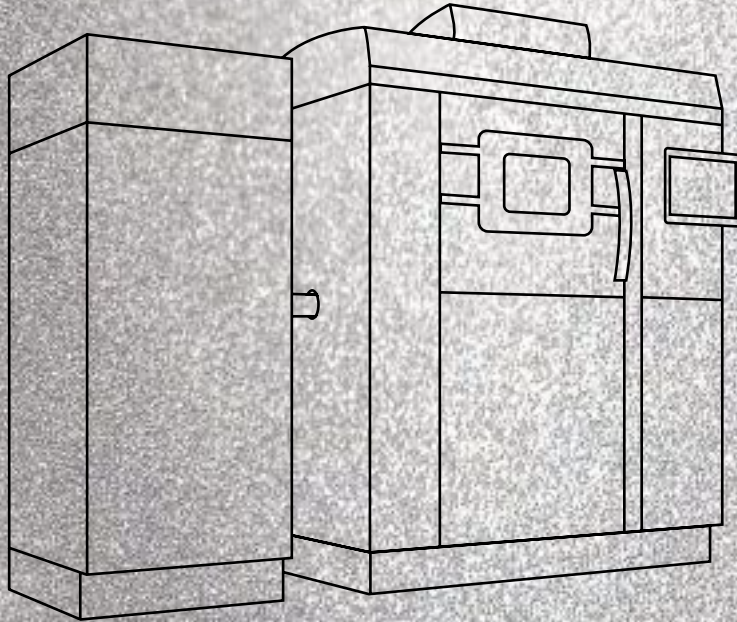


The surface quality was characterized by optical measurement method from down-facing surfaces according to internal procedure. The 90 degree angle corresponds to vertical surface.

### Coefficient of Thermal Expansion ASTM E228

Temperature	25 – 100 °C	25 – 200 °C	25 – 300 °C
CTE	$9.0 \cdot 10^{-6}/K$	$9.4 \cdot 10^{-6}/K$	$9.7 \cdot 10^{-6}/K$





## EOS Titanium Ti64 Grade 5 for EOS M 290 | 80 $\mu\text{m}$

Process Information  
Physical Part Properties



## EOS Titanium Ti64 Grade 5 for EOS M 290 | 80 µm Process Information

This process product is optimized for faster production of parts with properties according to ASTM F1472. For most demanding applications, Hot Isostatic Pressing (HIP) is recommended to optimize high cycle fatigue properties

### Main Characteristics:

- Parameter set for fast and cost efficient production of Ti64 parts in small series or serial production
- 15 - 30 % faster than EOS Ti64 Speed (60 µm) parameter set
- 50 % faster than EOS Ti64 Grade 5 HiPer (40 µm) parameter set
- Material fulfills ASTM F2924 mechanical requirements in heat treated state. For fatigue critical applications, HIP is recommended as post-treatment.

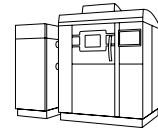
System set-up	EOS M 290
EOS ParameterSet	M 290 Ti64 Grade 5 080 V1
EOSPAR name	Ti64Grade5_080_CoreM291_100
Software requirements	EOSPRINT 2.5 or newer EOSYSTEM 2.8 or newer
Powder part no.	9011-0045
Recoater blade	EOS HSS blade
Nozzle	EOS grid nozzle
Inert gas	Argon
Sieve	90 µm

### Additional information

Layer thickness	80 µm
Volume rate	12.0 mm <sup>3</sup> /s



## Chemical and Physical Properties of Parts<sup>1</sup>



The chemical composition of parts is in compliance with standards ISO5832-3, ASTM F1472, ASTM F2924, and ASTM F3302. Composition complies with EOS Titanium Ti64 Grade 5 powder.



Defects	Result
Average defect percentage	<0.1 %*
Surface roughness Ra	Result
Vertical	9 $\mu\text{m}$

\* Defect% varies with platform position.

### Typical properties

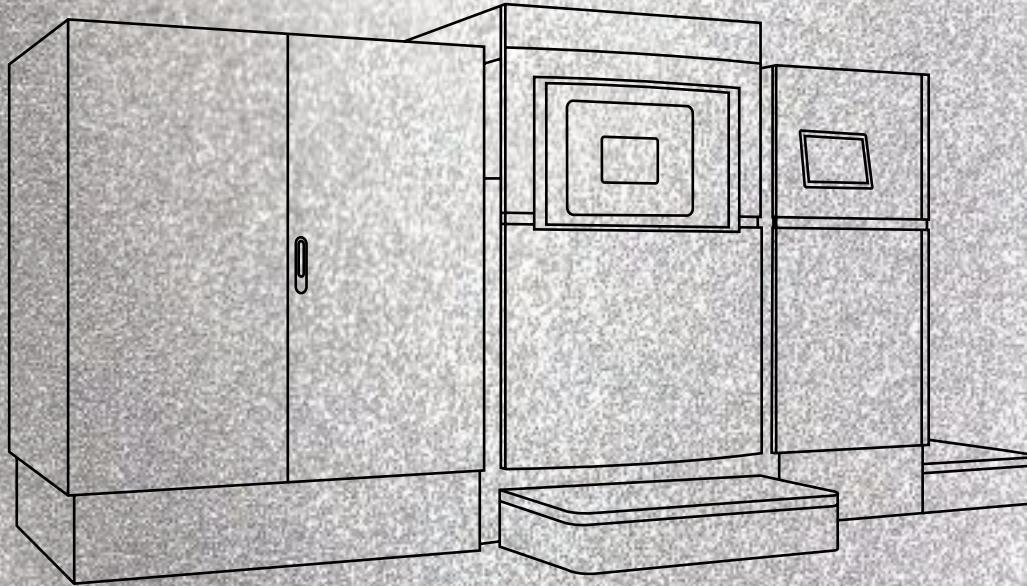
	Yield strength $R_{p0.2}$ [MPa]	Tensile strength $R_m$ [MPa]	Elongation at break A [%]	Reduction of area Z [%]	Fatigue strength N = 9
Heat treated horizontal	1,000	1,100	15	> 25	-
Heat treated vertical	1,020	1,110	15**	> 25**	
HIP horizontal	900	1,010	16	> 25	675 MPa
HIP vertical	920	1,020	16	> 25	

High cycle fatigue strength was estimated statistically according to ISO 12107.

Testing was done according to ASTM E466 with run-out limit  $10^7$  cycles.

\*\* Mean values above the standard limit, some outliers below the limit.





## EOS Titanium Ti64 Grade 5 for EOS M 400-4 | 80 $\mu\text{m}$

Process Information  
Physical Part Properties



## EOS Titanium Ti64 Grade 5 for EOS M 400-4 | 80 µm Process Information

This process product is optimized for faster production of parts with properties according to ASTM F1472. For most demanding applications, Hot Isostatic Pressing (HIP) is recommended to optimize high cycle fatigue properties

### Main Characteristics:

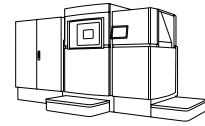
- Parameter set for fast and cost efficient production of Ti64 parts in small series or serial production
- 15 - 30 % faster than EOS Ti64 Speed (60 µm) parameter set
- Material fulfills ASTM F2924 mechanical requirements in heat treated state. For fatigue critical applications, HIP is recommended as post-treatment.

System set-up	EOS M 400-4
EOS ParameterSet	M 400-4 Ti64 Grade 5 080 V1
EOSPAR name	Ti64Grade5_040_080_CoreM404 1.X
Software requirements	EOSPRINT 2.7 or newer EOSYSTEM 2.11 or newer
Powder part no.	9011-0045
Recoater blade	EOS HSS blade
Inert gas	Argon
Sieve	90 µm

### Additional information

Layer thickness	80 µm
Volume rate	4 x 12.0 mm <sup>3</sup> /s

## Chemical and Physical Properties of Parts<sup>1</sup>



The chemical composition of parts is in compliance with standards ISO5832-3, ASTM F1472, ASTM F2924, and ASTM F3302. Composition complies with EOS Titanium Ti64 Grade 5 powder.



Defects	Result
Average defect percentage	<0.1 %*
Surface roughness Ra	Result
Vertical	9 $\mu\text{m}$

\* Defect% varies with platform position.

### Typical properties

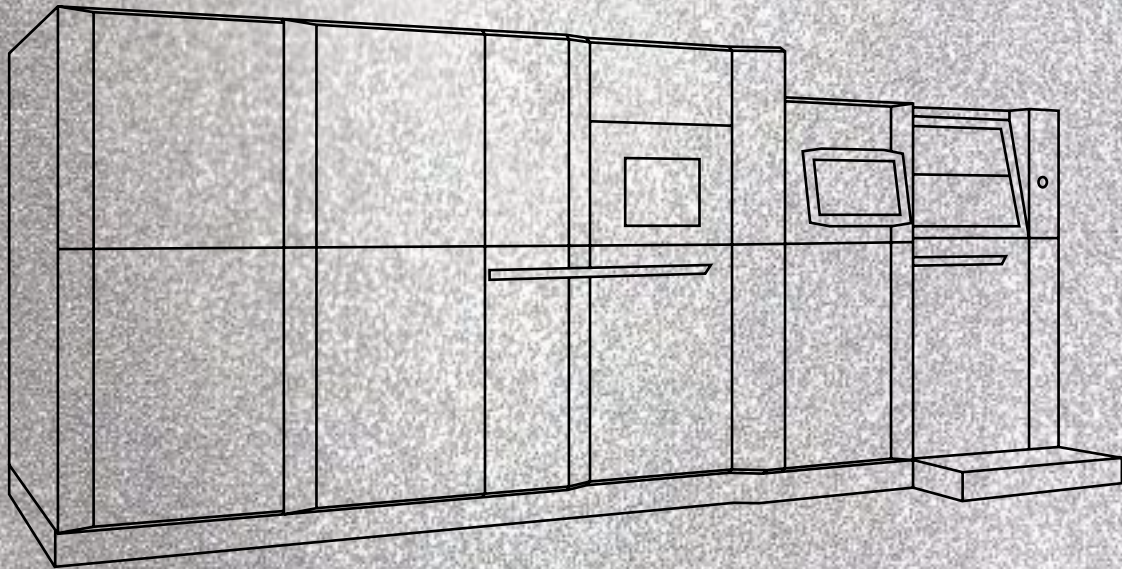
	Yield strength $R_{p0.2}$ [MPa]	Tensile strength $R_m$ [MPa]	Elongation at break A [%]	Reduction of area Z [%]	Fatigue strength N = 9
Heat treated horizontal	990	1,090	15	> 25	563 MPa
Heat treated vertical	1,010	1,090	14**	> 25**	
HIP horizontal	890	1,000	16	> 25	
HIP vertical	910	1,010	16	> 25	

High cycle fatigue strength was estimated statistically according to ISO 12107.

Testing was done according to ASTM E466 with run-out limit  $10^7$  cycles.

\*\* Mean values above the standard limit, some outliers below the limit.





## EOS Titanium Ti64 Grade 5 for EOS M 300-4 | 40 $\mu\text{m}$

Process Information

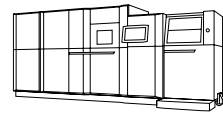
Physical Part Properties



## EOS Titanium Ti64 Grade 5 for EOS M 300-4 | 40 µm Process Information

System set-up		EOS M 300-4
EOSPAR name	Ti64Grade5_040_CoreM304_1xx	
Software requirements	EOSPRINT 2.13 or newer EOSYSTEM 2.17 or newer	
Powder part no.	9011-0045	
Recoater blade	EOS HSS blade	
Inert gas	Argon	
Sieve	90 µm	

Additional information	
Layer thickness	40 µm
Volume rate	4 x 6.2 mm <sup>3</sup> /s



## Chemical and Physical Properties of Parts<sup>1</sup>

The chemical composition of parts is in compliance with standards ISO5832-3, ASTM F1472, ASTM F2924, and ASTM F3302. Composition complies with EOS Titanium Ti64 Grade 5 powder.



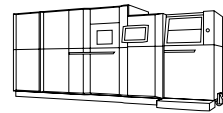
Defects	Result
Average defect percentage	<0.1 %*

\* Defect% varies with platform position.

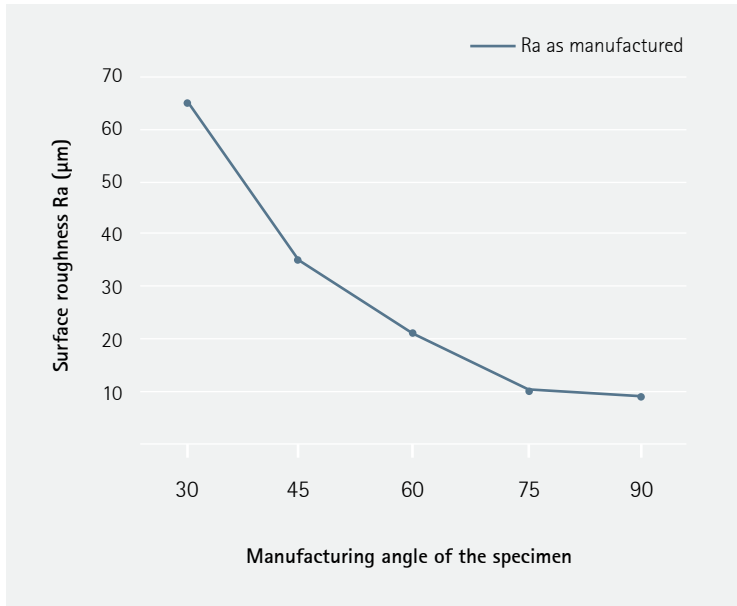
### Typical properties

	Yield strength $R_{p0.2}$ [MPa]	Tensile strength $R_m$ [MPa]	Elongation at break A [%]	Reduction of area Z [%]
Heat treated horizontal	990	1100	14	> 25
Heat treated vertical	1070	1150	12	> 25





## Surface Roughness



*The surface quality was characterized by optical measurement method from down-facing surfaces according to internal procedure. The 90 degree angle corresponds to vertical surface.*

## Headquarters

EOS GmbH  
Electro Optical Systems  
Robert-Stirling-Ring 1  
D-82152 Krailling/Munich  
Germany  
Phone +49 89 893 36-0  
info@eos.info

www.eos.info

**in** EOS

✂ EOS3Dprinting

▶ EOS3Dprinting

#responsiblemanufacturing

#futureisadditive

## Further Offices

EOS France  
Phone +33 437 497 676

EOS Greater China  
Phone +86 21 602 307 00

EOS India  
Phone +91 443 964 8000

EOS Italy  
Phone +39 023 340 1659

EOS Japan  
Phone +81 45 670 0250

EOS Korea  
Phone +82 2 6330 5800

EOS Nordic & Baltic  
Phone +46 31 760 4640

EOS of North America  
Phone +1 877 388 7916

EOS Singapore  
Phone +65 6430 0463

EOS UK  
Phone +44 1926 675 110

<sup>1</sup> Part properties are provided for information purposes only and EOS makes no representation or warranty, and disclaims any liability, with respect to actual part properties achieved. Part properties are dependent on a variety of influencing factors and therefore, actual part properties achieved by the user may deviate from the information stated herein.

This document does not on its own represent a sufficient basis for any part design, neither does it provide any agreement or guarantee about the specific properties of a material or part or the suitability of a material or a part for a specific application.

This powder has not been developed, tested or certified as a medical device according to Directive 93/42/EEC (MDD) or Regulation (EU) 2017/745 (MDR) and is not intended to be used as a medical device, in particular for the purposes specified in Art. 2 No. 1 MDR. Insofar as you intend to use the powder as raw material for the manufacture of pharmaceutical products or medical devices (e.g. as raw material which as a material must meet the requirements of Annex 1, Chapter II MDR), the responsibility and liability for all analyses, tests, evaluations, procedures, risk assessments, conformity assessments, approval and certification procedures as well as for all other official and regulatory measures required for this purpose shall lie solely with you both with regard to the pharmaceutical product and/or medical device manufactured by you and with regard to the properties, suitability, testing, evaluation, risk assessment, other requirements for use of the powder as raw material. This also applies to applications with food contact. In this respect, the limitations of liability pursuant to our General Terms and Conditions and the system sales or material contracts shall apply.

Status 01/2024

EOS is certified according to ISO 9001. EOS®, DMLS®, EOSPRINT® and EOSTATE® are registered trademarks of EOS GmbH Electro Optical Systems in some countries. For more information visit [www.eos.info/trademarks](http://www.eos.info/trademarks).

Cover: This image shows a possible application.

